






HOM COVID Survey - Specialties

J

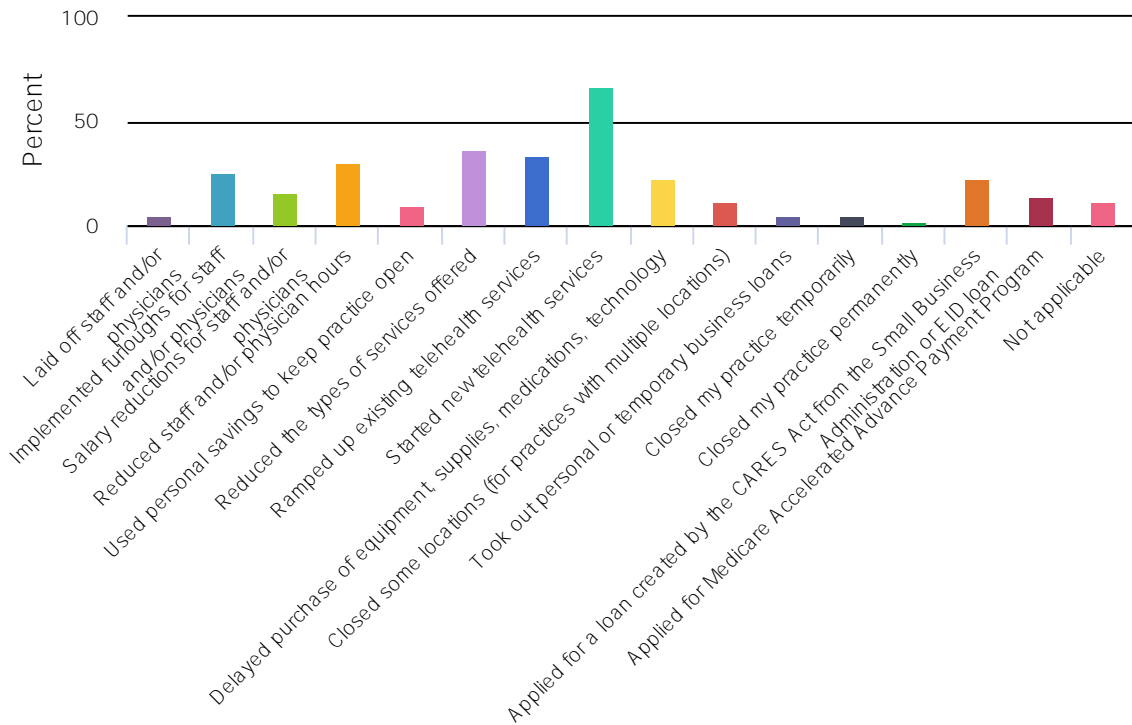
Value		Percent	Responses
Extremely concerned		18.6%	8
Very concerned		41.9%	18
Somewhat concerned		25.6%	11
Not concerned		11.6%	5
Unsure		2.3%	1
			Totals: 43

2. Across all your lines of service, how has your volum

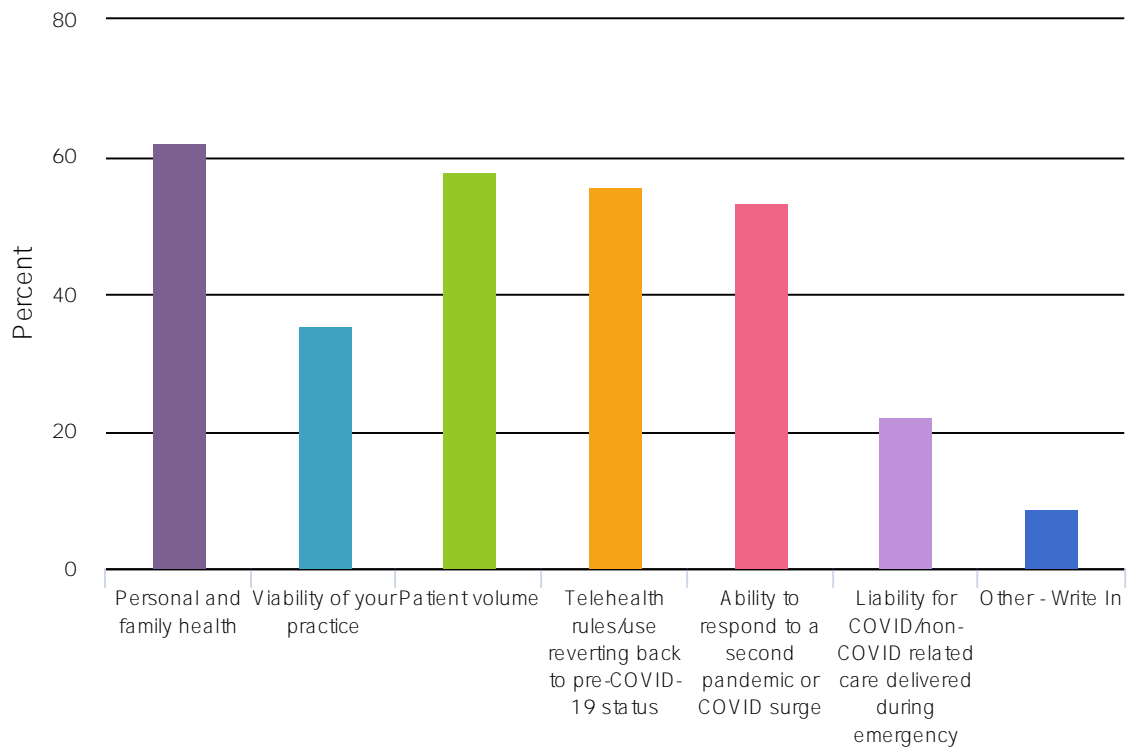
Statistics

Min	-90
Max	100
Average	-35.4
StdDev	44.1
Skipped	-
Total Responses	34

4. What actions has your practice had to take as a result of the COVID-19 crisis? (check all that apply)







Value	Percent	Responses
Personal and family health	62.2%	28
Viability of your practice	35.6%	16
Patient volume	57.8%	26
Telehealth rules/use reverting back to pre-COVID-19 status	55.6%	25
Ability to respond to a second pandemic or COVID surge	53.3%	24
Liability for COVID/non-COVID related care delivered during emergency	22.2%	10
Other - Write In	8.9%	4

Other - Write In	Count
Diminished hospital support to our hospitalist practice	1
The "new" delivery of health care in lieu of face-to-face visits	1
dealing with racial/ethnic inequities related to COVID	1
my patients health and wellbeing mostly	1
Totals	4

8. The COVID-19 crisis has had a psychological impact on nearly every individual. How are you doing personally at this time? Using your own definition of "burnout," please select one of the answers below:

Other - Write In	Count
------------------	-------

CDC	3
-----	---

ACP and Mesa County Health Department	1
---------------------------------------	---

ACP national	1
--------------	---

AMDA, CDC, Banner Health, Good Samaritan	1
--	---

Amer College of Physicians	1
----------------------------	---

American College of Physicians	1
--------------------------------	---

CDC website; VuMedi; various CME	1
----------------------------------	---

CDC, ACP, CDPHE	1
-----------------	---

CDC, SCCM	1
-----------	---

CDPHE	1
-------	---

CNN	1
-----	---

CPMG leadership	1
-----------------	---

Colorado Medical Directors Association	1
--	---

Kaiser keeps staff informed	1
-----------------------------	---

MDVIP	1
-------	---

None	1
------	---


Physician Health Partners	1
---------------------------	---

UCHealth	1
----------	---

Up to date, NEJM	1
------------------	---

cdc	1
-----	---

np to date, N ^{e1}	
-----------------------------	--





10. Given the need

	As much attention as possible	A lot of attention	Some attention	No attention	Not sure	Responses
The PPE supply chain's ability to handle future emergencies/pandemics Count Row %	15 33.3%	23 51.1%	7 15.6%	0 0.0%	0 0.0%	45
Telehealth expansion, ease of use, and reimbursement parity Count Row %	19 42.2%	19 42.2%	5 11.1%	2 4.4%	0 0.0%	45
Appropriateness of health professionals' scope of practice Count Row %	4 9.1%	8 18.2%	24 54.5%	6 13.6%	2 4.5%	44
Viability of physician-owned practices Count Row %	11 24.4%	22 48.9%	10 22.2%	0 0.0%	2 4.4%	45
Employed physician relations with administration in hospitals or other systems Count Row %	6 14.0%	15 34.9%	14 32.6%	2 4.7%	6 14.0%	43
Insurance companies earn all the income while physicians accept all the risk. Count Row %	1 100.0%	0 0.0%	0 0.0%	0 0.0%	0 0.0%	1

ResponseID Response

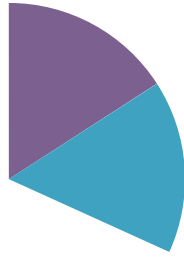
151 no

196 I am concerned that we are opening up without a good plan of following positive patients. Glad CMe



	<input type="checkbox"/>
	<input type="checkbox"/>
	<input type="checkbox"/>
	<input type="checkbox"/>
	<input type="checkbox"/>

15. Which of the following best describes your main practice?



Other - Write In

Count

CAMDA

1

Delta County Medical Society

1

Mile High Medical Society

1

Rocky Mountain Podiatry Society

0

--	--